

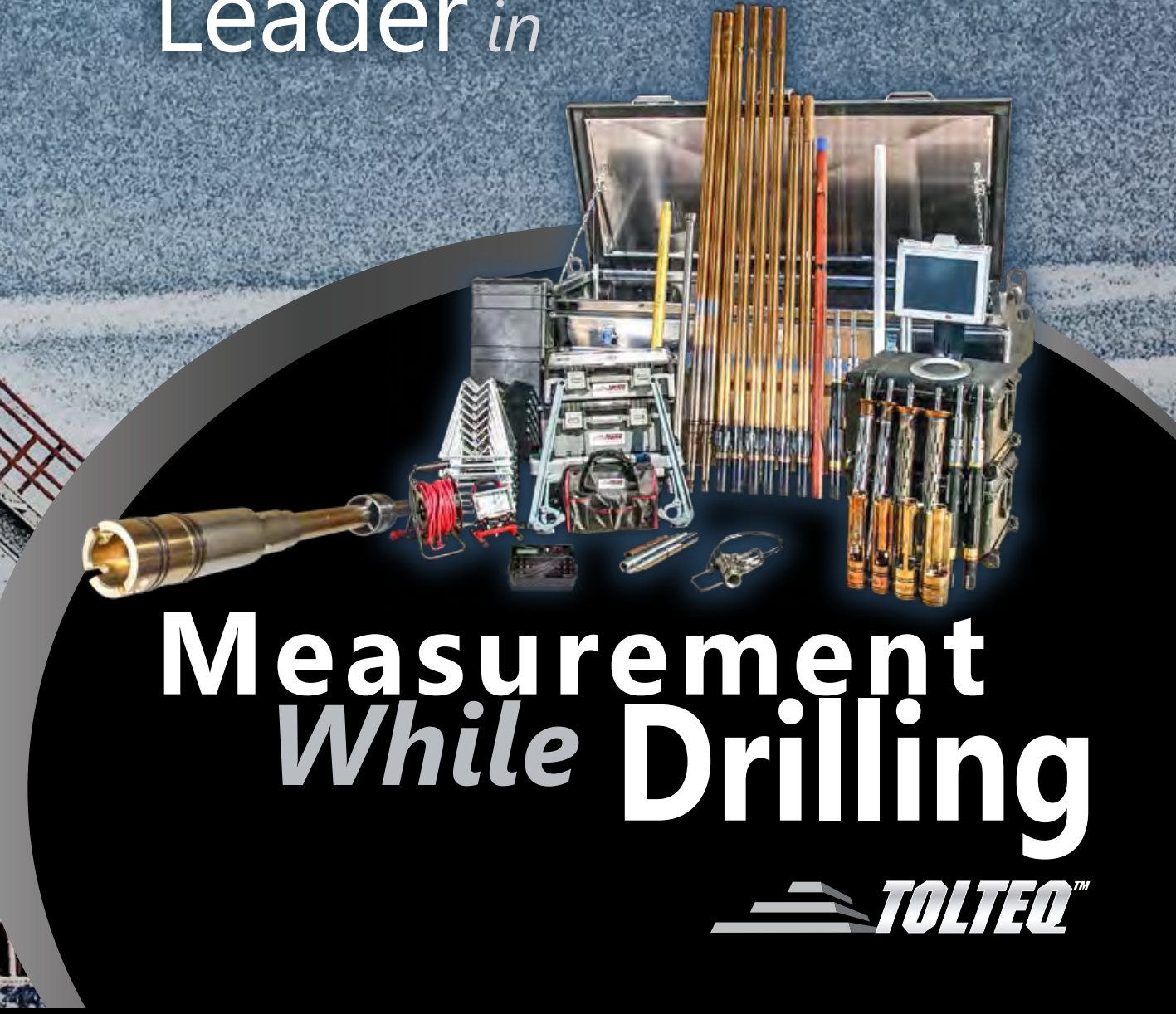
The image features a stylized logo on the left consisting of three horizontal bars of increasing length, followed by the word "TOLTEQ" in a bold, italicized, sans-serif font with a trademark symbol. The background is a dark, curved cross-section of a wellbore, showing a brown toolstring with various components like a packer and sensors. The bottom of the image shows a rough, rocky wellbore wall.

TOLTEQ™

Transforming downhole data into downhole intelligence.



The
TECHNOLOGY
Leader *in*



Measurement
While **Drilling**

TOLTEQ™



Our tools provide unsurpassed technical capacity, reliability, and sustainability with the unique ability to monitor every aspect of the downhole drilling environment.

 **TOLTEO™**



Our Core Values:

INNOVATIVE
STRATEGIC
RELIABLE
DATA-DRIVEN
INTEGRITY

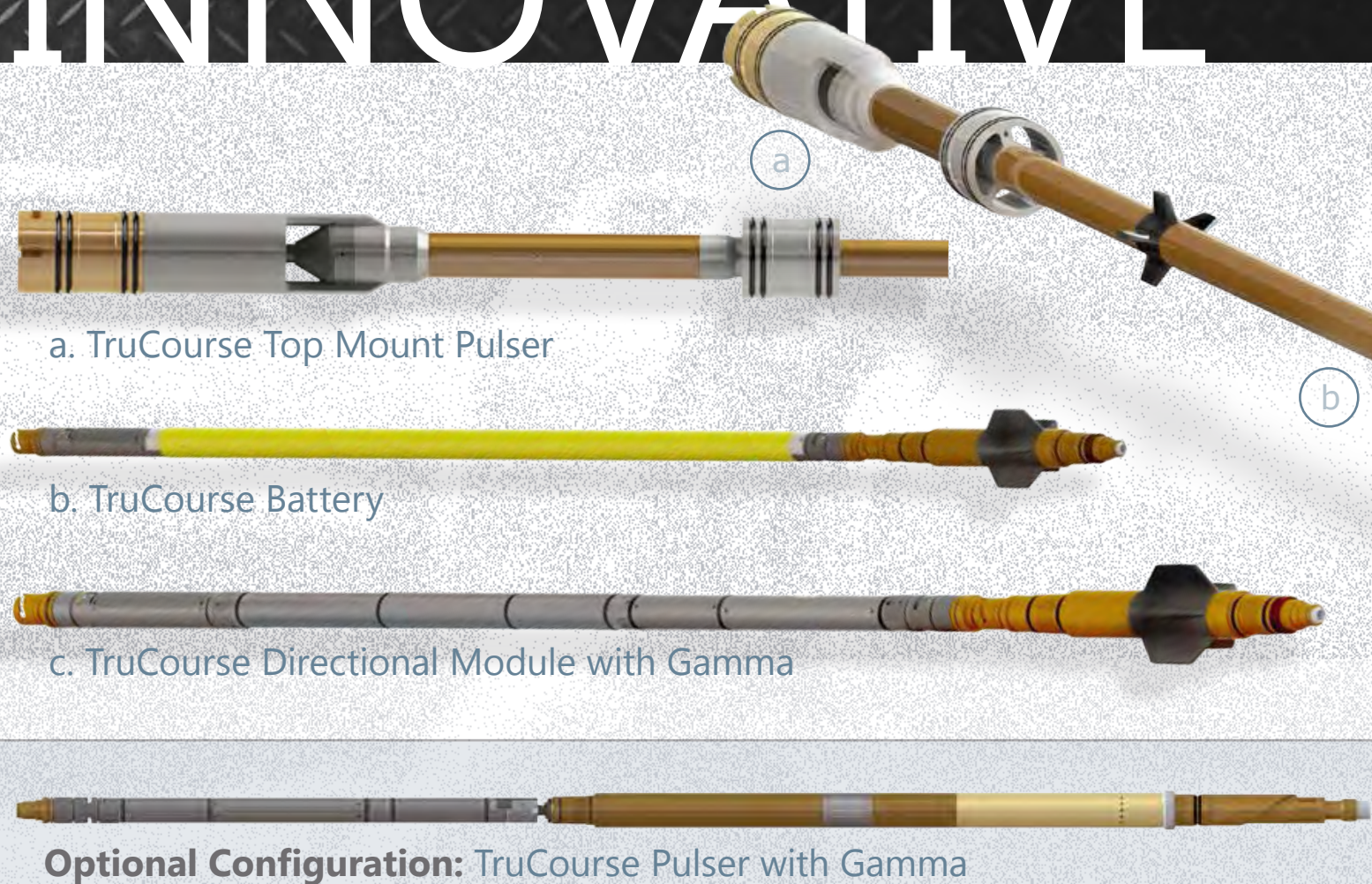


INNOVATIVE

TruCourse MWD/LWD System

Welcome to the future of MWD.

Our TruCourse MWD/LWD System features an all new design with a streamlined communication protocol, innovative concentric connectors, improved shock and vibration resistance, and the ability for faster pulsing.




TruCourse Integrated SureMates



iSeries System *with* Top Mount Pulser

For the most demanding environments: combine our workhorse TMP pulser with innovative iSeries modules to provide both brains and brawn.

The best of both worlds: Proven iSeries system retains backwards compatibility while offering next-generation intelligent logging in all modules.



a. TMP | Top Mount Pulser

b. Tolteq Battery

d. iGM | Intelligent Gamma Module

Optional Configuration: iPGM | Intelligent Pulser Gamma Module

c. iDM | Intelligent Directional Module

SureMates



STRATEGIC

We lead through innovation and regularly introduce new products that we know will push the boundaries of today, knowing that they will solve your problems of tomorrow. While we look to the future in everything we design, we never turn our back on existing products. From a system that retains Legacy compatibility to regular firmware and software updates for all products, we ensure that your tools stay up-to-date.



RELIABLE

We realize that time is money, and down time means wasted money. Our reputation was forged on reliability, and it is a value we don't plan to forsake just to rush a product to market.

Fact:

Simple designs paired with optimized electronics translate into reliable and efficient systems that are easy to maintain and last a long time.

How does this benefit you? A lower total cost of ownership, with Tolteq there to support any questions or issues you may have.

DESCRIPTION	QTY	UNIT
UB. TOP END, 600GPM, TMP	1	EA
LC 085K 10S	1	EA
B. BOTTOM END, TMP	1	EA
359. FKM, SHORE A:75	1	EA
G RING, 600GPM, TMP	1	EA
SHCP, #6-32 X .50 IN LC	1	EA



DATA DRIVEN

We transform downhole data into downhole intelligence. Einstein said it best:

"Information is not knowledge."

We know that data can be overwhelming, and too much of it can paralyze any organization. Our suite of software solutions will allow you to get a handle on your data, from real time shock, RPM and vibration to logged tool measurements, we have what you need.



INTEGRITY

Why end on Integrity? Because we believe that every decision we make as an enterprise and as individuals should answer this critical question:

Did we do what we said we would do, in the most competent and ethical manner possible?



 **TOLTEQ™**



We empower independent drillers with the most innovative and cost-effective products and services—from MWD and LWD systems and components to powerful software solutions.

Tolteq —Transforming downhole data into downhole intelligence.





For further information, please contact us at:

PO Box 4207
Cedar Park, TX 78630
512.331.4241
www.tolteq.com

